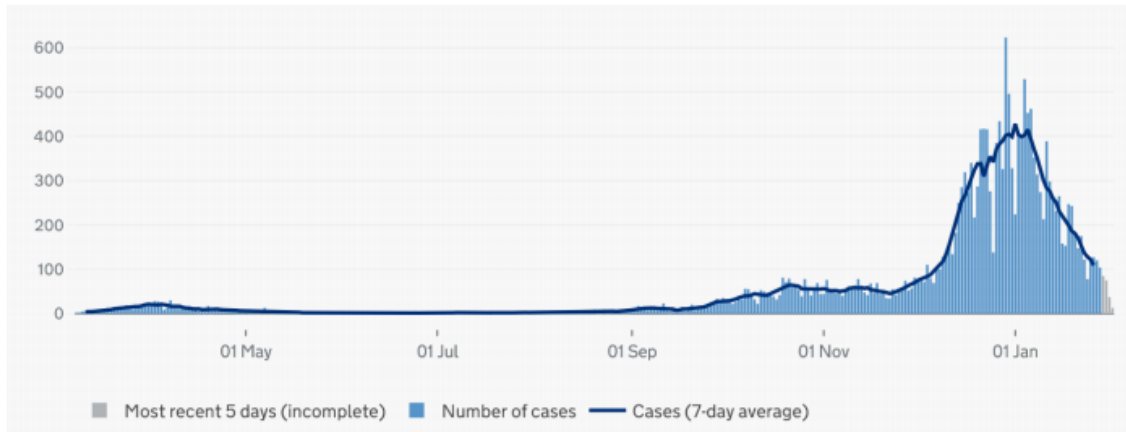


COVID CASES IN HARINGEY

NUMBER OF NEW COVID-19 CASES PER DAY IN HARINGEY'S RESIDENT POPULATION

Data are not updated every day. Data from gov.uk COVID-19 dashboard on 03 February 2021



5th December 2020

Overview of cases, by ward

05/12/2020 05/12/2020

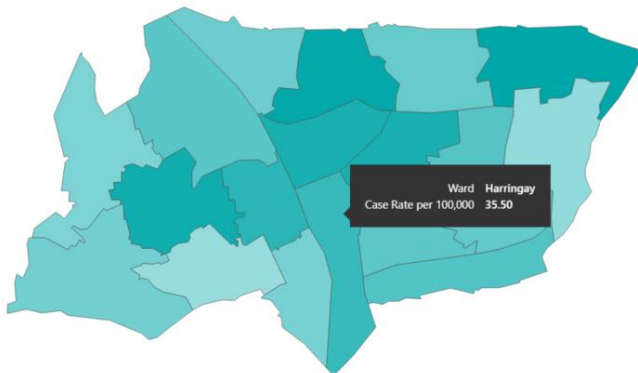
Pillar

All

Case Rate per 100,000 by Ward

Filter

The number of cases, case rate per 100,000, by ward name



Ward name	Case count by ward	Case Rate per 100,000
Northumberland Park	9	51.82
Woodside	8	50.00
Noel Park	7	44.51
West Green	6	44.47
Haringey	5	35.50
Hornsey	5	39.23
Muswell Hill	5	47.05
Seven Sisters	5	28.16
Bruce Grove	4	27.04
St Ann's	4	25.26
Tottenham Green	4	23.75
Alexandra	3	26.31
Bounds Green	3	20.26
White Hart Lane	3	22.43
Fortis Green	2	15.82
Highgate	2	18.82
Stroud Green	2	17.56
Tottenham Hale	2	10.21
Crouch End	1	8.25
Total	80	29.50

From December 5th 2020-December 11 2020

Haringey: 287.7 cases per 100,000
 London: 298.8 cases per 100,000

Source: PHE Regional SAR report 16/12/2020

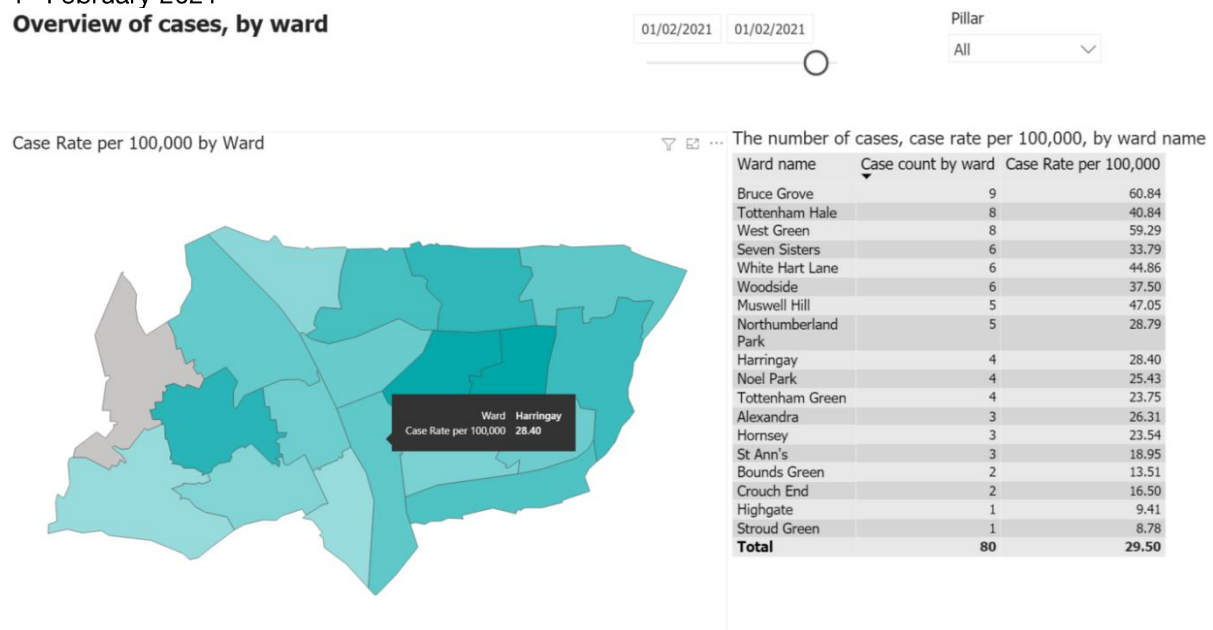
In the 7 days up to 06 December, 4,965 COVID-19 tests were conducted on Haringey residents, of which 551 were positive. This is a count of tests, not people, therefore there may be duplicate test results. (Data taken from Pillar 2 Dashboard on 09 December 2020).

In the 7 days up to 13 December, 6,382 COVID-19 tests were conducted on Haringey residents, of which 922 were positive.

In week 49 (up to 04 December), there were 21 deaths in Haringey, 5 less the average for the same week from 2015-2019. 2 of the 21 deaths in this week mentioned COVID-19 on the death certificate. There has been a total of 296 deaths mentioning COVID-19 in Haringey in weeks 1 to 49.

1st February 2021

Overview of cases, by ward



From February 1st 2021 – February 7th 2021

Haringey: 139.2 cases per 100,000

London: 182.4 cases per 100,000

Source: PHE Regional SAR report 12/02/2021

In the 7 days up to 31 January, 10,211 COVID-19 tests were conducted on Haringey residents, of which 736 were positive.

In week 3 (up to 22 January 2021), there were 45 deaths in Haringey, 20 more than the average for the same week from 2015-2019. 26 of the 45 deaths in this week mentioned COVID-19 on the death certificate. There have been a total of 413 deaths mentioning COVID-19 in Haringey.